

WEED CLEARING BRUSH

BR 70



PARTS

UK

1st Edition 2019

 **GREENTEC**

Cutting Edge Technology

GreenTec Weed cleaning Brush BR 70

Parts 1. edition – 2019

NOTICE: Please ensure that this manual is handed to the operator before using the machine for the first time. If the machine is resold, the Parts list must be given to the new owner!

The information contained in this Parts list is correct at the time of publication. However, in the course of constant development, changes in specification are inevitable. Should you find the information given in this book different to the machine it relates to please contact the “After Sales Department” for advice.



Merkurvej 25
DK 6000 Kolding
Denmark
Tel: +45 75553644
E-mail: info@greentec.eu
web: www.greentec.eu

CONTENT

| | |
|--------------------------|---|
| INTRODUCTION..... | 4 |
| USEFUL INFORMATION | 5 |
| ORDERING PARTS..... | 6 |
| SPARE PARTS | 7 |
| STICKERS..... | 9 |

Introduction

Dear customer!


Your new GreenTec machine is constructed with background in more than 20 years' experience with tractor-mounted machines to maintenance of green areas. This machine is produced by the latest technology and recognized safety regulations, standards and regulations.

We want to make a product available in such a way, that neither the use of the machine during transportation or maintenance of the machine causes any damage or misunderstandings.

This parts list contains information that are important and useful for maintaining your GreenTec machine's reliability, dependability and value.

You are welcome to visit our website www.greentec.eu - where the login via the dealer's access gives you the latest updates on instructional and part books on our entire product range.

We hope you will be pleased with your new GreenTec machine.



Best regards,

A handwritten signature in blue ink, appearing to be "John Christensen".

John Christensen Sales Director GreenTecA/S

GreenTec's vision is to develop and sell quality machines for the maintenance of green areas, including in agriculture, in industry, at airports and in the local sector. Through innovative product development, we will strive to become a leader in our field.

All machines are developed in a simple and functional design in close cooperation with dealers and end users. It is our goal to cover every need in the market segment with preferably two different solutions. In-depth analysis of requirements and serious advice to the customer is offered the best solution, where individual needs can be met through the modularity of the product program.

Our goal is also to offer the best possible after sales service, and a quick and efficient spare parts supply.

Useful information

Before using the machine for the first time, it's the seller's responsibility that the buyer is given this parts list. If the machine is resold, the parts list must be transferred to the new owner.

Please fill out the list below to ensure that the necessary information is at hand when ordering spare parts etc.

Serial No

Delivery date

Dealer

Tel. / E-mail



Merkurvej 25
DK 6000 Kolding
Denmark
Tel: +45 75553644
E-mail: info@greentec.eu
web: www.greentec.eu
Opening hours: Mon-Fri 8-16

Ordering parts

When ordering parts please refer to your parts list to help your dealer with your order.

- Part number and quantity
- Description
- Machine model number
- Serial number of the machine
- Delivery instructions (e.g. next day).

Delivery is normally via carrier direct to your dealer. Please check with your dealer for stock availability and arrangement of dispatch. Ensure you or your dealer has sufficient cover for parts requirement outside factory hours.

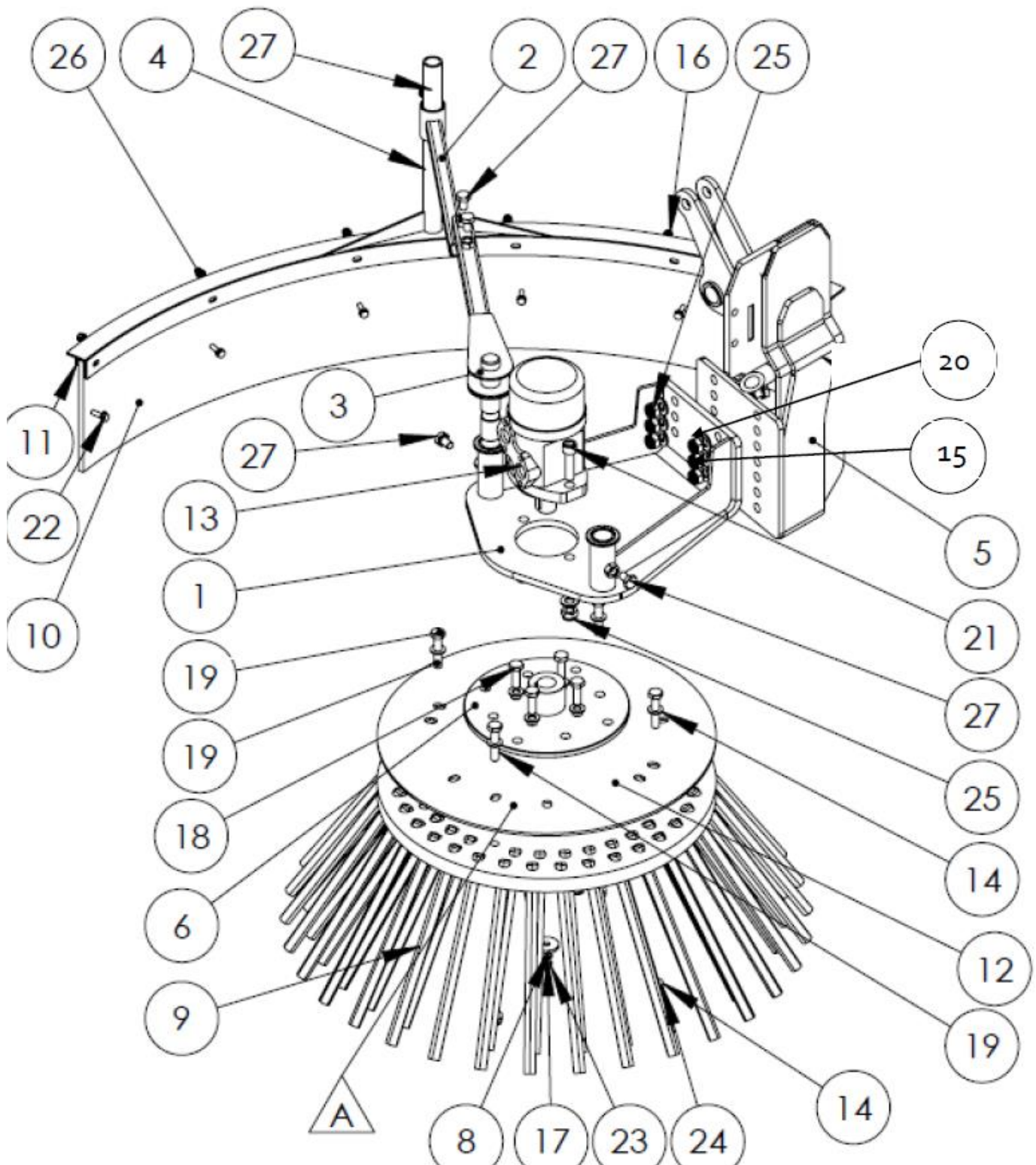
Important Note:

The information contained in this manual is correct at the time of publication. However, in the course of constant development, changes in specification are inevitable. Should you find the information given in this book different to the machine it relates to, please contact the “After Sales Department” for advice.

Key:

LH: Left hand
RH: Right hand

Spare parts



| NO | PARTS NBR | QTY | DESCRIPTION |
|-----------|------------------|------------|----------------------------|
| 1 | 6701525 | 1 | Konsol |
| 2 | 6701526 | 1 | Outer arm |
| 3 | 6701527 | 1 | Inner arm |
| 4 | 6701528 | 1 | Guard holder |
| 5 | 6701520 | 1 | Adapter R |
| 5 | 6701521 | 1 | Adapter L |
| 6 | 6701529 | 1 | Montageplate f/motor |
| 8 | 6701530 | 1 | Distanswasher |
| 9 | 400001 | 1 | Steelbrush |
| | 400002 | 1 | Nylonbrush |
| 10 | 67001531 | 1 | Guard rubber |
| 11 | 6701532 | 1 | Protection rubber |
| 12 | 6701533 | 1 | Montageplate f/brushroller |
| 13 | 6701534 | 1 | Hydraulicmotor |
| 14 | 8222003 | 16 | Washer |
| 15 | 2770434 | 12 | Washer |
| 16 | 8482004 | 12 | Washer |
| 17 | 2770433 | 1 | Washer |
| 18 | 200109.0 | 4 | Bolt |
| 19 | 9343105 | 4 | Bolt |
| 20 | 8172003 | 6 | Bolt |
| 21 | 2770397 | 2 | Bolt |
| 22 | 5771407 | 6 | Bolt |
| 23 | 2770402 | 1 | Bolt |
| 24 | 9113005 | 8 | Locknut |
| 25 | 8362005 | 8 | Locknut |
| 26 | 8752002 | 6 | Locknut |
| 27 | 8142002 | 5 | Bolt |

Stickers



BR70 Adv_samlet - 75 x 178 mm



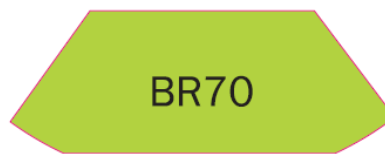
BR70 Adv_samlet - 75 x 178 mm



GreenTec_Påbudsmærker - 130 x 25 mm



BR70 klistermærke -logo- 256 x 140 mm



BR70 klistermærke -navn- 256 x 140 mm



Made in denmark - 50 x 16 mm

BR70 KITS

| NO | PARTS NBR | QTY | DESCRIPTION |
|----|-----------|-----|-------------|
| 1 | BR70KITS | 1 | Stickers |

